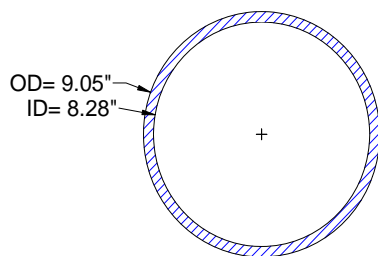
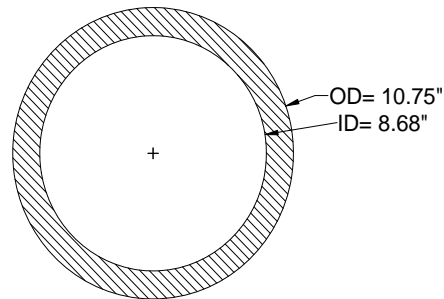


Pipe Technical Data Sheet

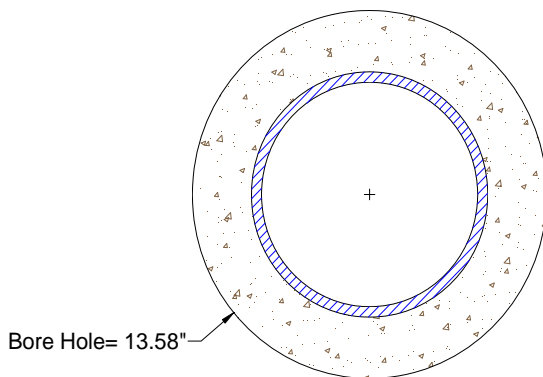
	8" DR 25 Fusible C-900®	10" DR 11 HDPE
Pipe Material	Fusible C-900®	HDPE
Total Pipe Length (LF)	1,000	1,000
Nominal Diameter (in)	8	10
Dimension Ratio	DR 25	DR 11
Series	DIPS	IPS
Pressure Rating (PSIG)	165	160
Outside Diameter (in)	9.05	10.75
Inside Diameter (in)	8.28	8.68
Cross Sectional Flow Area (in ²)	53.9	59.2
Bend Radius (LF)	189	90
Tensile Strength (PSIG)	7,000	3,200
Safe Pulling Force (lbs)	27,600	33,000
Safe Pulling Stress (PSIG)	2,800	1,100
Relaxation Period (hrs)	0	24 - 48
Hydrostatic Design Basis (PSIG)	4,000	1,600
Critical Buckling Pressure (PSIG)	68	65
Connection to Host Pipe	Standard Mechanical Joint	Fused Flange/MJ Adapter
Material Weight (lbs/ft)	6.5	13.1
Total Pipe Weight (lbs)	6,488	13,085



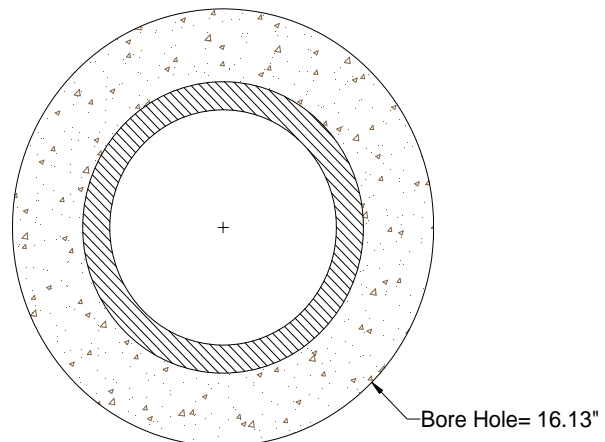
8" DR 25 Fusible C-900®



10" DR 11 HDPE



8" DR 25 Fusible C-900®



10" DR 11 HDPE